


PHA 1000


PHB 1000

PHT 10

Panic hardware for single-
leaf and double-leaf doors



Panic hardware for single-leaf and double-leaf doors on escape routes



- Certified according to EN 1125
- As PHA 1000 or PHB 1000 pushbar
- Matching PHT 10 external fitting for door leaf thicknesses of 40 to 50 mm and maximum 70 mm
- For single-leaf and double-leaf doors
- Surface versions in stainless steel, silver and black

With the PHA 1000/PHB 1000 panic hardware series and the matching PHT 10 external fitting, doors on escape routes can be secured quickly and easily. All fittings are with left-handed/right-handed design. They are installed on the door leaf.

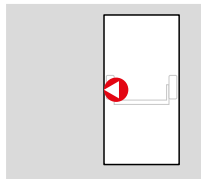
F Certificate of suitability

The panic hardware products are tested for use on fire and smoke doors.

In Germany, a certificate of suitability in connection with the respective fire and smoke door is also required.

Data and features	PHA 1000 series		PHB 1000 series	
	Door leaf widths	up to 1,300	standard 1,000 mm	up to 1,300
Door leaf heights	up to 3,000	standard 2,300 mm	up to 3,000	standard 2,133 mm
Door leaf thickness	up to 70	standard 40 to 50 mm	up to 70	40 to 50 mm
Max. door leaf weight		up to 200 kg		up to 200 kg
EN 1125 certification				
CE Identification				
	yes	–	no	

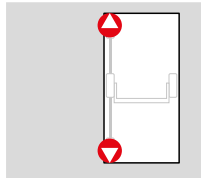
PHA 1000 series pushbar



PHA 1102

Single-point locking device for single-leaf door system

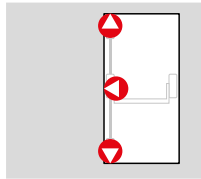
Page 4



PHA 1202

Dual-point locking device for single-leaf door system

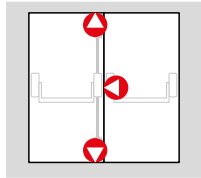
Page 5



PHA 1302

Three-point locking device for single-leaf door system

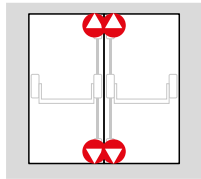
Page 5



Combination of PHA 1102 and PHA 1202

Dual-point locking device for double-leaf door system

Page 6

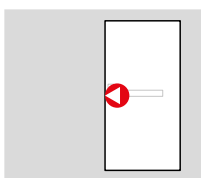


Combination of PHA 1202 and PHA 1202

Four-point locking device for double-leaf door system

Page 7

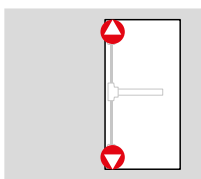
PHB 1000 series pushbar



PHB 1102

Single-point locking device for single-leaf door system

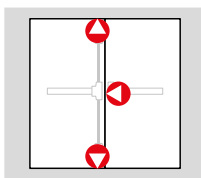
Page 8



PHB 1202

Dual-point locking device for single-leaf door system

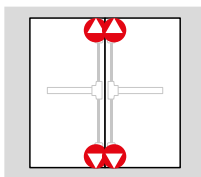
Page 8



Combination of PHB 1102 and PHB 1202

Dual-point locking device for double-leaf door system

Page 9



Combination of PHB 1202 and PHB 1202

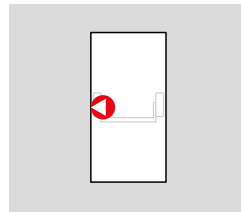
Four-point locking device for double-leaf door system

Page 10

PHT 10 external fitting

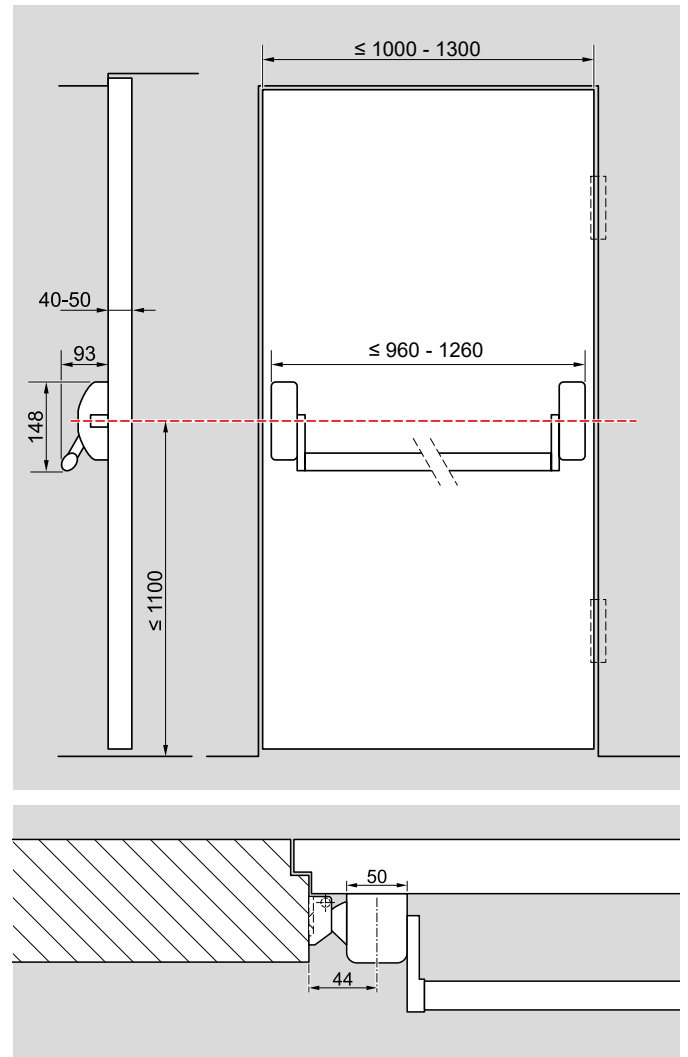
Page 11

PHA 1000 series pushbar
PHB 1000 series pushbar



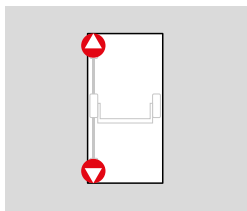
PHA 1102

- Solution for single-leaf doors on escape routes
- Certified according to EN 1125
- Max. door leaf weight 200 kg
- For door leaves from 1000mm up to 1300mm in width



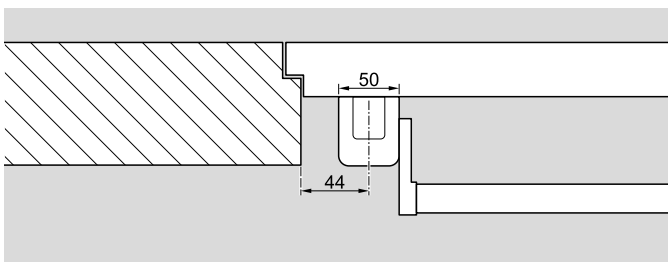
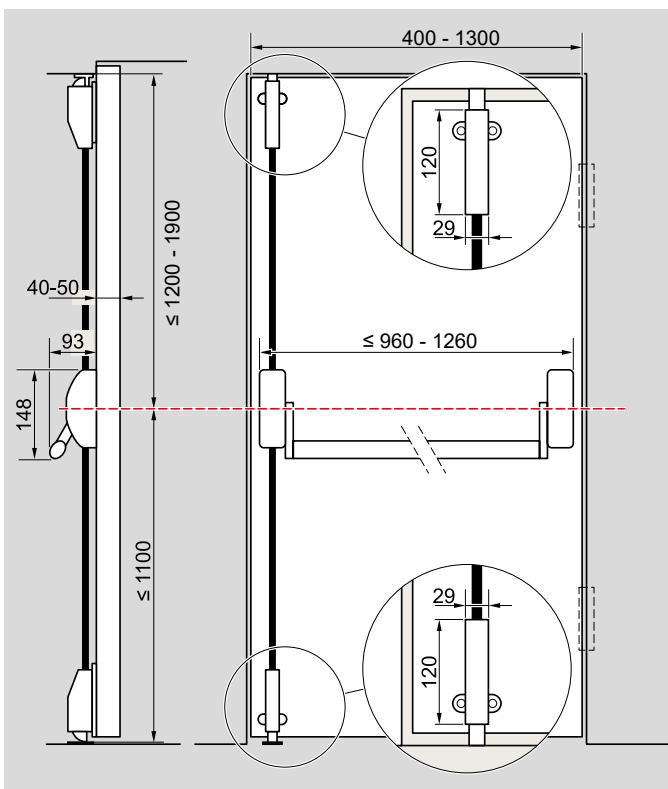
Pushbar with single-point locking device,
left-handed/right-handed design

PHA 1102	Article no.
Silver	3501411021001
Stainless-steel	3501411021004
Black	3501411021002
1300 mm door width silver-	3501411021201
1300 mm door width stainless-steel	3501411021204
1300 mm door width black	3501411021202



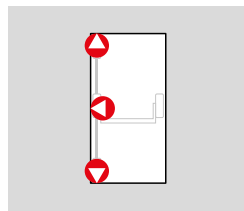
PHA 1202

- Solution for single-leaf doors on escape routes
- Certified according to EN 1125
- Max. door leaf weight 200 kg
- For door leaves from 1000mm up to 1300mm in width



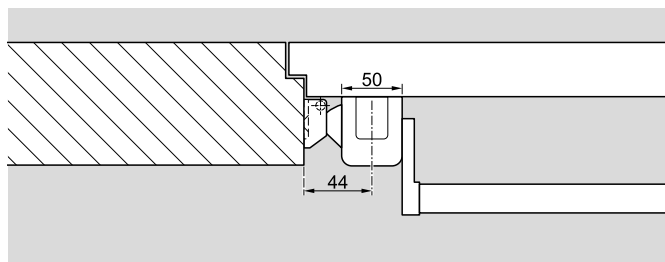
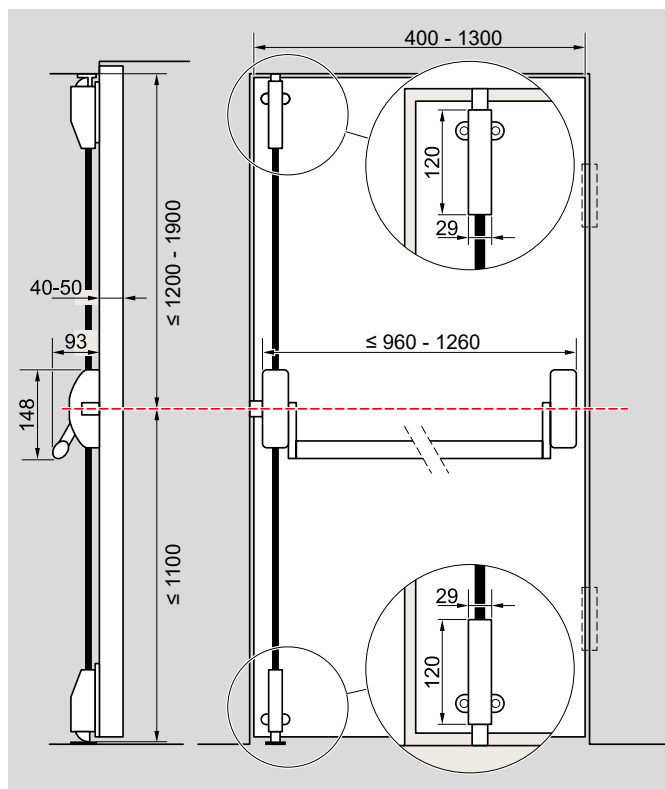
Pushbar with drive dead bolts and lock latches with dual-point locking device, left-handed/right-handed design

PHA 1202	Article no.
Silver	3501412021001
Stainless-steel	3501412021004
Black	3501412021002
3000 mm height silver	3501412021031
3000 mm height extension rod silver	3501412021131
3000 mm height stainless-steel	3501412021034
3000 mm height extension rod stainless-steel	3501412021134
3000 mm height black	3501412021032
3000 mm height extension rod black	3501412021132
1300 mm door width silver	3501412021201
1300 mm door width stainless-steel	3501412021204
1300 mm door width black	3501412021202
3000 mm height 1300 mm door width silver	3501412021231
3000 mm height 1300 mm door width stainless-steel	3501412021234
3000 mm height 1300 mm door width black	3501412021232



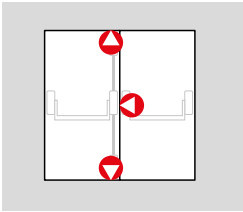
PHA 1302

- Solution for single-leaf doors on escape routes
- Certified according to EN 1125
- Max. door leaf weight 200 kg
- For door leaves from 1000mm up to 1300mm in width



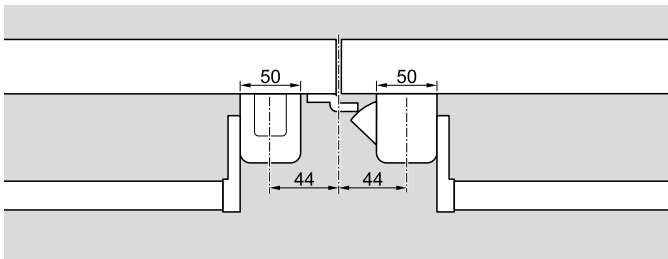
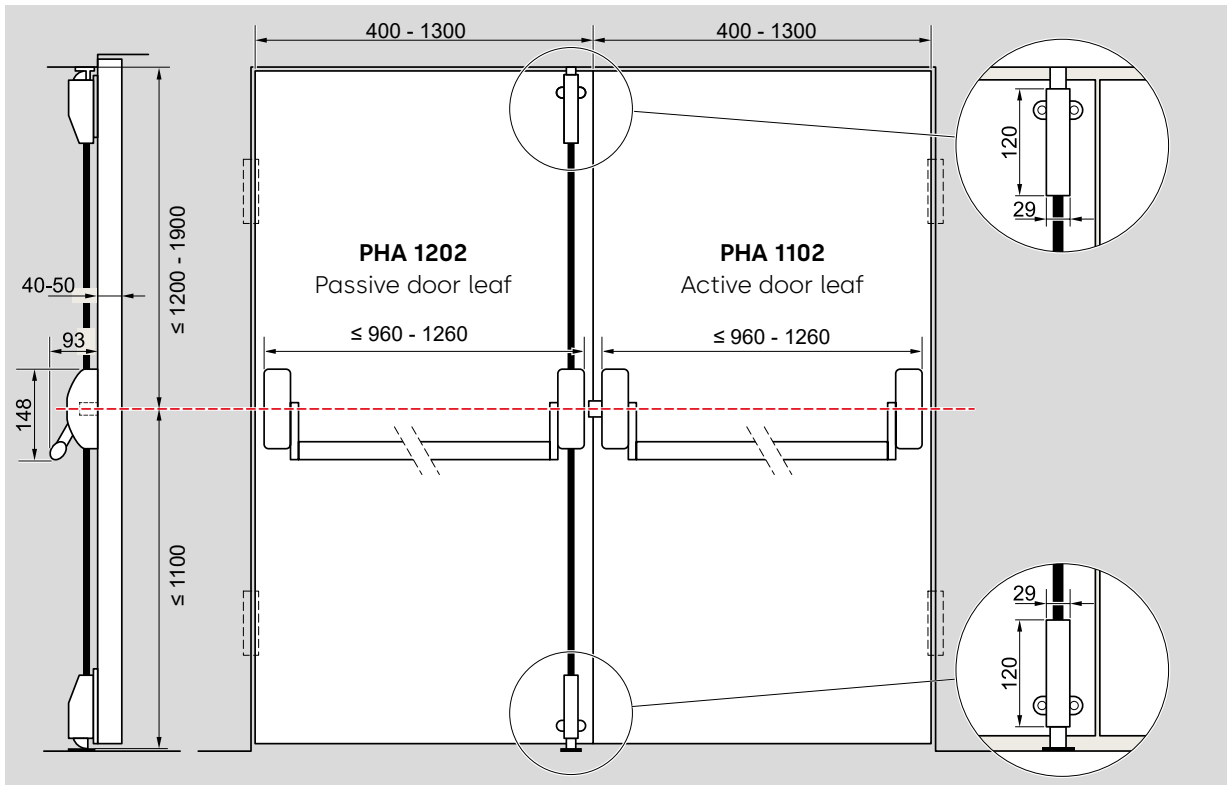
Pushbar with drive dead bolts and lock latches with three-point locking device, left-handed/right-handed design

PHA 1302	Article no.
Silver	3501413021001
Stainless-steel	3501413021004
Black	3501413021002
3000 mm height silver	3501413021031
3000 mm height extension rod silver	3501413021131
3000 mm height stainless-steel	3501413021034
3000 mm height extension rod stainless-steel	3501413021134
3000 mm height black	3501413021032
3000 mm height extension rod black	3501413021132
1300 mm door width silver	3501413021201
1300 mm door width stainless-steel	3501413021204
1300 mm door width black	3501413021202
3000 mm height 1300 mm door width silver	3501413021231
3000 mm height 1300 mm door width stainless-steel	3501413021234
3000 mm height 1300 mm door width black	3501413021232



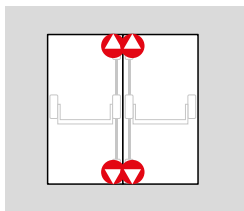
Combination of PHA 1102 and PHA 1202

- Solution for double-leaf doors on escape routes
- Certified according to EN 1125
- Max. door leaf weight 200 kg
- For door leaves from 2300 mm up to 3000 mm in height and from 1000 mm up to 1300 mm in width



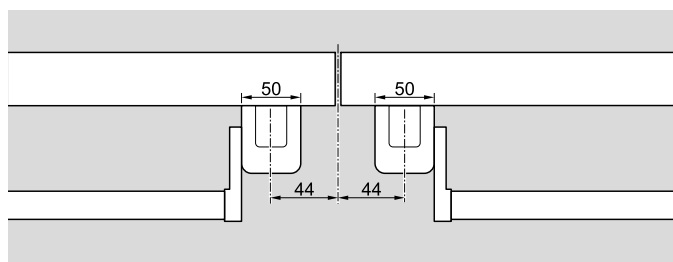
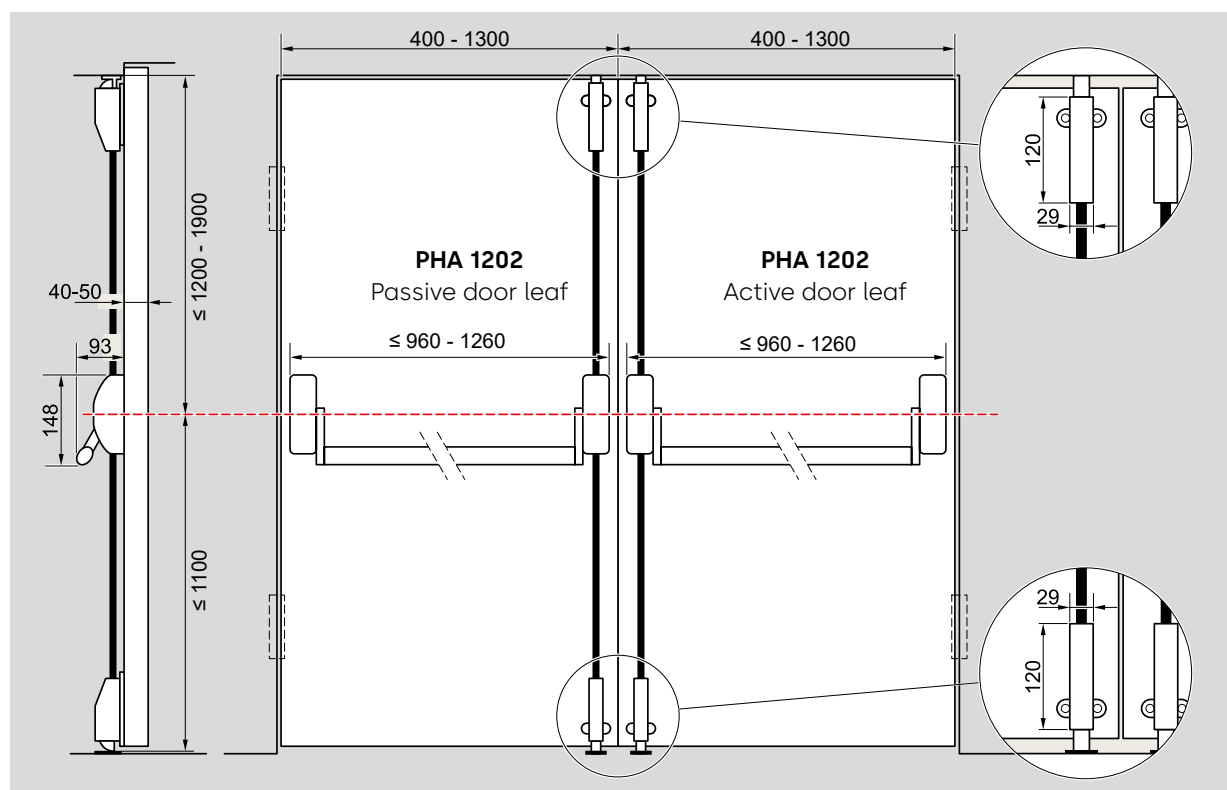
Article no.

PHA 1102 on active door leaf Pushbar with single-point locking device	
Silver	3501411021001
Stainless-steel	3501411021004
Black	3501411021002
PHA 1202 on passive door leaf Pushbar with drive dead bolts and lock latches with dual-point locking device	
Silver	3501412021001
Stainless-steel	3501412021004
Black	3501412021002



Combination of PHA 1202 and PHA 1202

- Solution for double-leaf doors on escape routes
- Certified according to EN 1125
- Max. door leaf weight 200 kg
- For door leaves from 2300 mm up to 3000 mm in height and from 1000 mm up to 1300 mm in width



Article no.

PHA 1202 on active and passive door leaf

Pushbar with drive dead bolts and lock latches with dual-point locking device

Silver

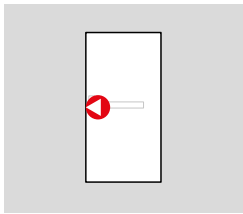
3501412021001

Stainless-steel finish

3501412021004

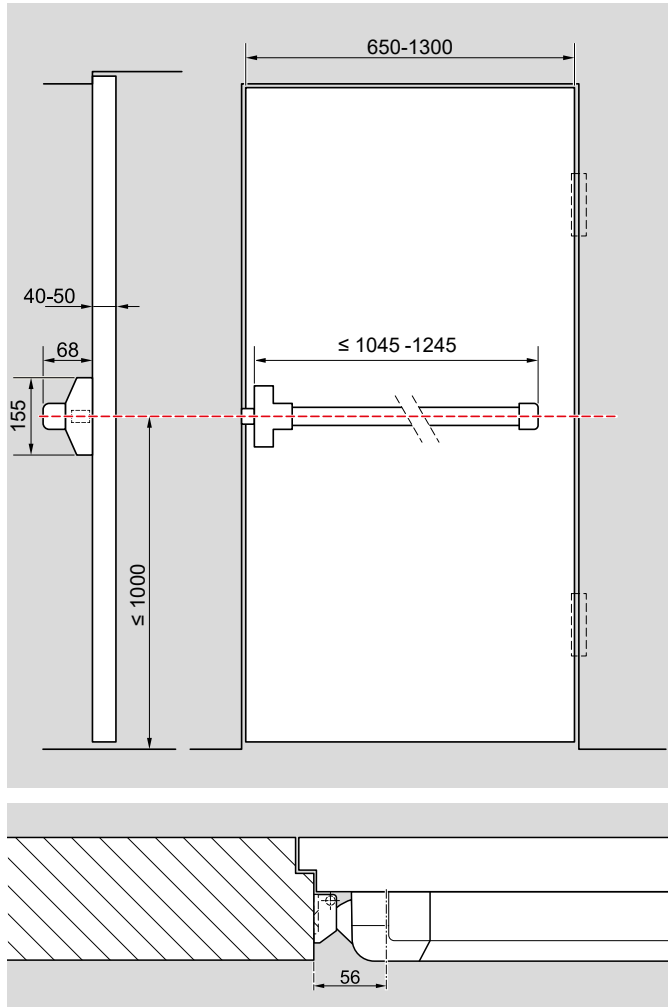
Black

3501412021002



PHB 1102

- Solution for single-leaf doors on escape routes
- Certified according to EN 1125
- Max. door leaf weight 200 kg
- For door leaves from 1100 mm up to 1300 mm in width

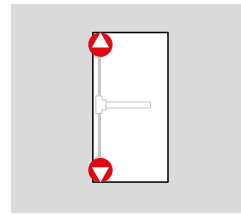


Article no.

PHB 1102

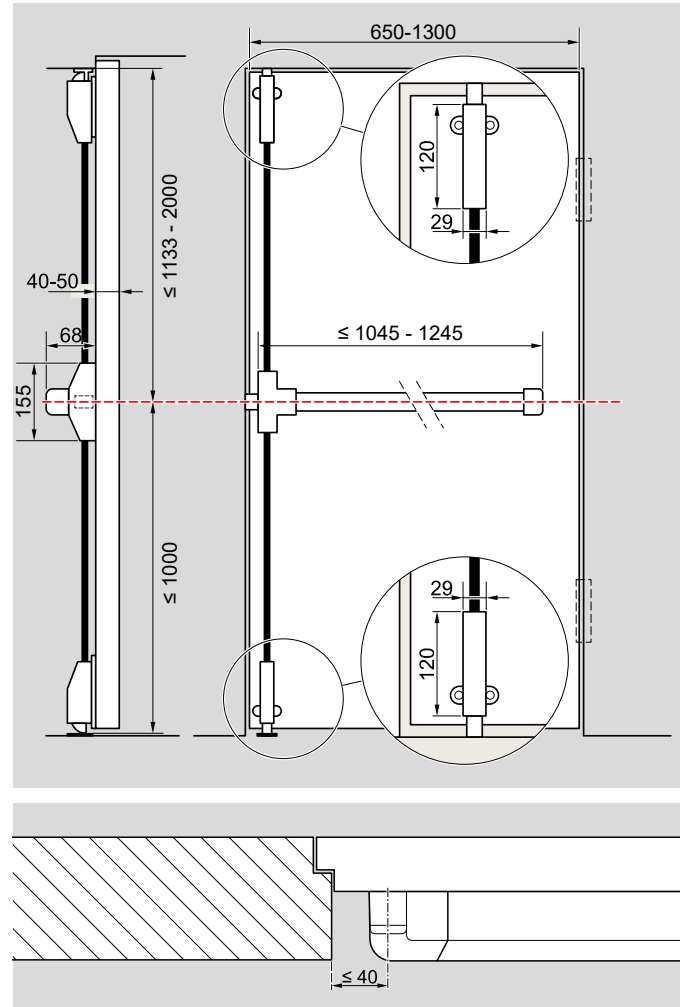
Pushbar with single-point locking device, left-handed/right-handed design

Silver	3501411022001
Stainless-steel	3501411022004
Black	3501411022002
1300 mm door width silver	3501411022201
1300 mm door width stainless-steel	3501411022204
1300 mm door width black	3501411022202



PHB 1202

- Solution for single-leaf doors on escape routes
- Certified according to EN 1125
- Max. door leaf weight 200 kg
- For door leaves from 1100 mm up to 1300 mm in width
- For door leaves from 2133 mm up to 3000 mm in height

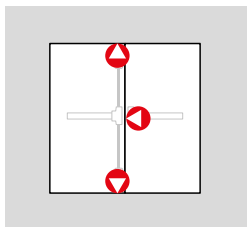


Article no.

PHB 1202

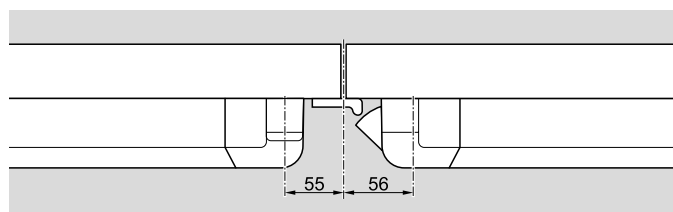
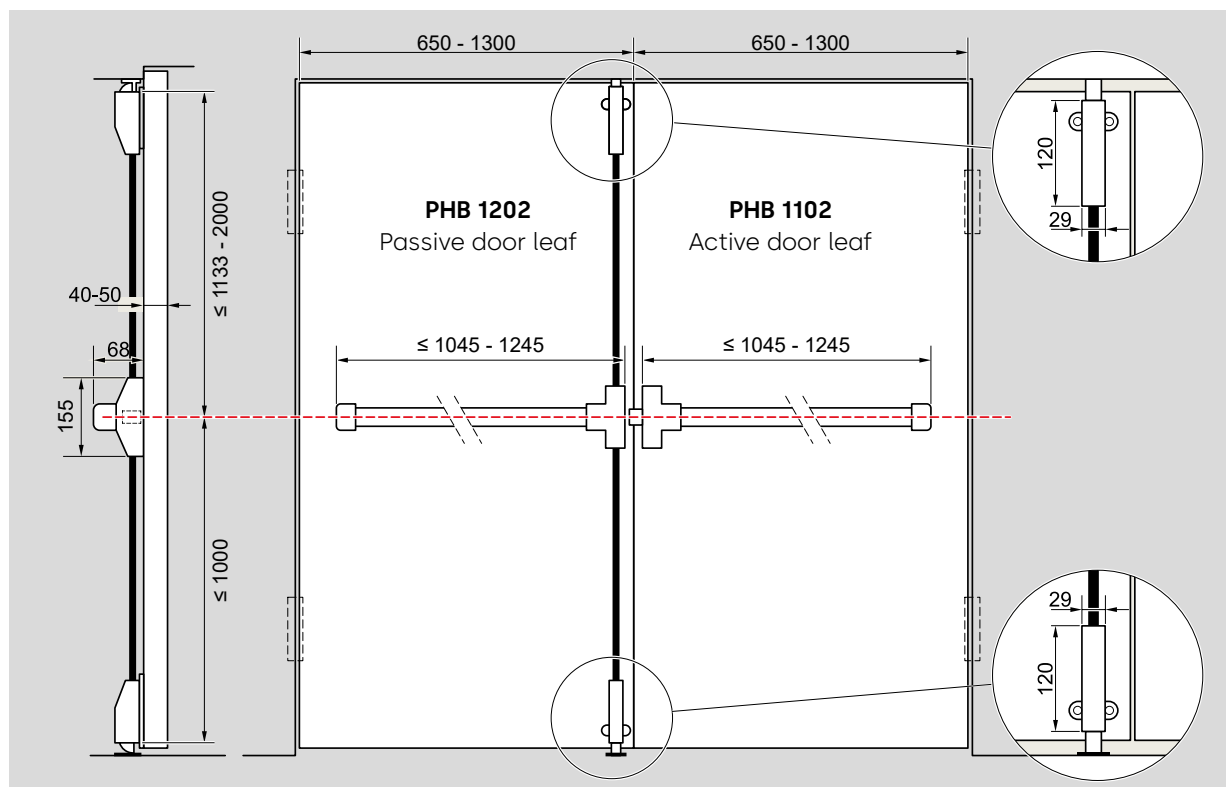
Pushbar with double-point locking device, left-handed/right-handed design

Silver	3501412022001
Stainless-steel	3501412022004
Black	3501412022002
3000 mm height silver	3501412022031
3000 mm height extension rod silver	3501412022131
3000 mm height stainless-steel	3501412022034
3000 mm height extension rod stainless-steel	3501412022134
3000 mm height black	3501412022032
3000 mm height extension rod black	3501412022132
1300 mm door width silver	3501412022201
1300 mm door width stainless-steel	3501412022204
1300 mm door width black	3501412022202
3000 mm height 1300 mm door width silver	3501412022231
3000 mm height 1300 mm door width stainless-steel	3501412022234
3000 mm height 1300 mm door width black	3501412022232



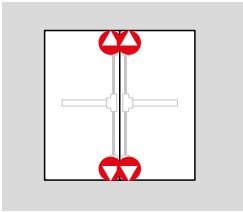
Combination of PHB 1102 and PHB 1202

- Solution for double-leaf doors on escape routes
- Certified according to EN 1125
- Max. door leaf weight 200 kg
- For door leaves from 2133 mm up to 3000 mm in height and from 1100 mm up to 1300 mm in width



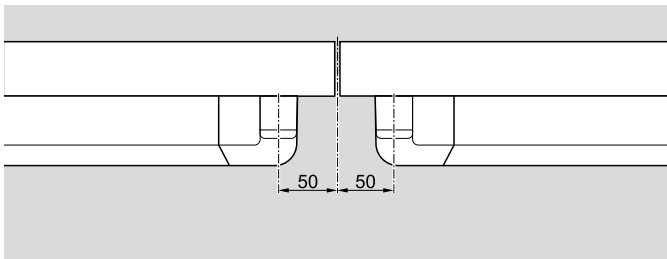
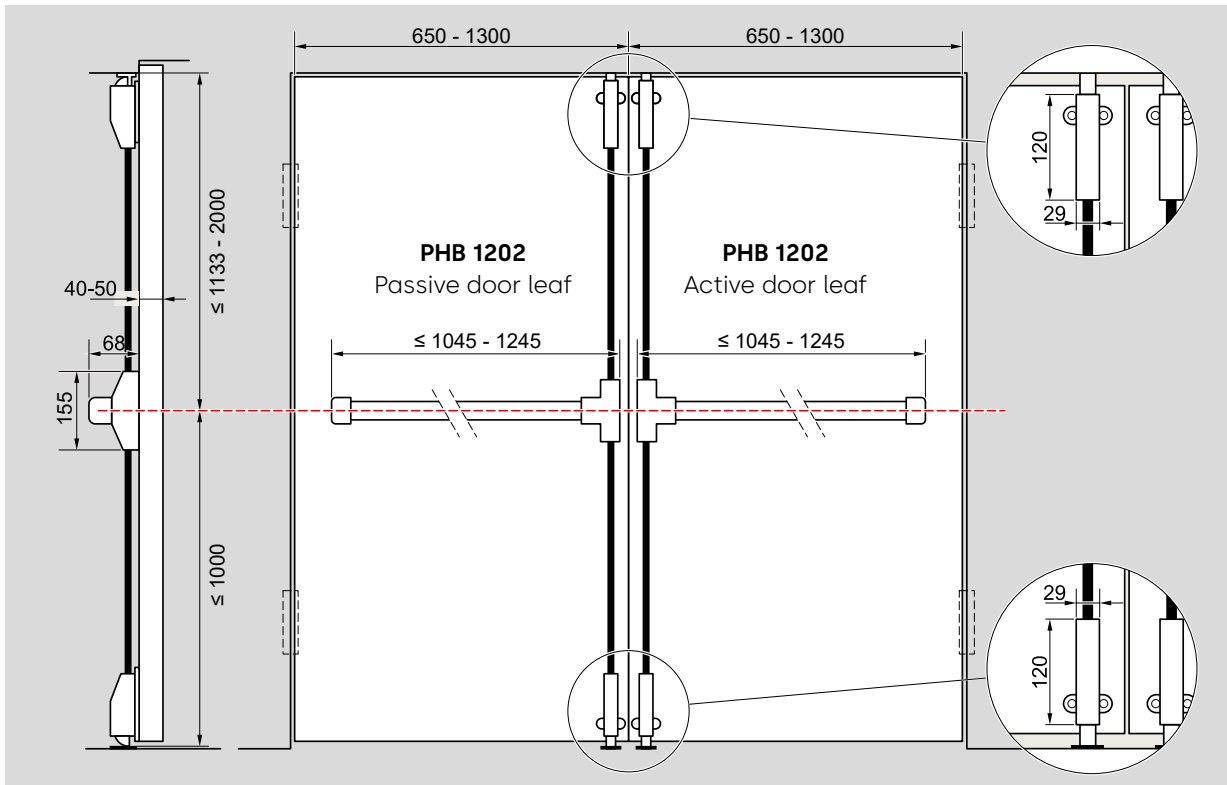
Article no.

PHB 1102 on active door leaf	
Pushbar with single-point locking device	
Silver	3501411022001
Stainless-steel	3501411022004
Black	3501411022002
PHB 1202 on passive door leaf	
Pushbar with drive dead bolts and lock latches with dual-point locking device	
Silver	3501412022001
Stainless-steel	3501412022004
Black	3501412022002



Combination of PHB 1202 and PHB 1202

- Solution for double-leaf doors on escape routes
- Certified according to EN 1125
- Max. door leaf weight 200 kg
- For door leaves from 2133 mm up to 3000 mm in height and from 1100 mm up to 1300 mm in width

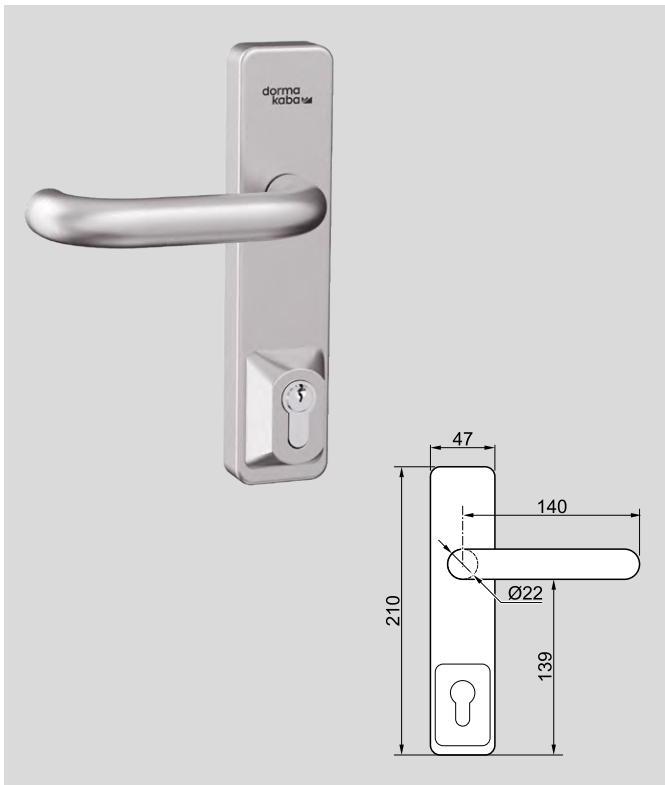


Article no.

PHB 1202 on active and passive door leaf
 Pushbar with drive dead bolts and lock latches
 with dual-point locking device
 Silver
 Stainless-steel
 black-coloured

3501412022001
 3501412022004
 3501412022002

PHT 10 external fittings and accessories



PHT 10 external fitting

Stainless steel safety fittings, left-handed/right-handed design, prepared for PC locking cylinder, door leaf thicknesses of 40–50 mm.

Article no.

PHT 10	
Silver	3501449011001
Stainless-steel	3501449011004
Black coloured	3501449011002

Accessories

PHT 10 accessories bag for 50-70mm thick doors	3501449011005
PHA1000 middle connecting bar silver	3501411051001
PHA1000 middle connecting bar stainless-steel	3501411051004
PHA1000 middle connecting bar black	3501411051002
PHB 1000 extension machine screw for 50-70mm thick doors	3501449011006



Our Sustainability Commitment

We are committed to foster a sustainable development along our entire value chain in line with our economic, environmental and social responsibilities toward current and future generations.

At dormakaba, we are dedicated to find sustainable solutions that reduce the environmental impact of both our operations and our products. To ensure transparency regarding our products' environmental impacts, we offer credentials such as Environmental Product Declarations (EPD), Health Product Declarations (HPD), and Recycled Content Certificates. These sustainability-related credentials provide insights into energy efficiency, material composition, recyclability, and compliance, empowering our customers to make informed choices and support their own sustainability objectives.

Download our sustainability-related product declarations and certifications here: <https://www.dormakabagroup.com/en/sustainability/product-declarations>



Our offering

Access Automation Solutions

Entrance Automation
Entrance Security



Access Control Solutions

Electronic Access & Data
Escape and Rescue Systems
Lodging Systems



Access Hardware Solutions

Door Closers
Architectural Hardware
Mechanical Key Systems



Services

Technical Support
Installation and commissioning
Maintenance and Repair



WN 05346351532, EN, 06/2025
Subject to technical modifications.



The Access Group
Exclusive partner of dormakaba
2 Gravel Road, Kya Sands
South Africa
T +27 111 510 1500
info@ahhza.com
accesshardwareholdings.com